

INTEX® OWNER'S MANUAL

QuickFill™ Mini USB Electric Air Pump

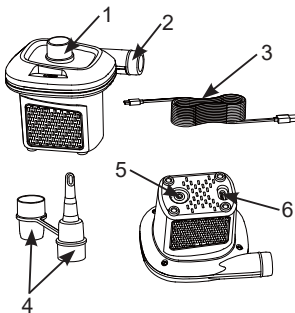
Model AP635 5V \equiv 2A 10W

READ AND FOLLOW ALL INSTRUCTIONS BEFORE USING THIS PRODUCT

⚠ WARNING

- Adult use only.
- Do not drop unit into water or expose unit to rain or water.
- Do not direct air stream at face or body.
- Do not operate for more than 10 minutes at a time. Unplug and let cool at least 10 minutes.
- Unplug unit when not in use.
- Do not insert objects into the inflation or deflation connector. Do not obstruct vent holes or open source.
- To reduce the risk of electric shock, do not expose to rain. Store indoors.
- This appliance can be used by children aged from 8 years and above and persons with reduced physical, sensory or mental capabilities or lack of experience and knowledge if they have been given supervision or instruction concerning use of the appliance in a safe way and understand the hazards involved.
- Children shall not play with the appliance. Cleaning and user maintenance shall not be made by children without supervision.
- The appliance must only be supplied at safety extra low voltage corresponding to the marking on the appliance.

FOLLOW THESE RULES AND ALL INSTRUCTIONS TO AVOID PROPERTY DAMAGE, ELECTRIC SHOCK, BURNS OR OTHER INJURY.



PARTS DESCRIPTION:

1. DEFLATION CONNECTOR
2. INFLATION CONNECTOR
3. USB CABLE
4. NOZZLES
5. SWITCH
6. USB (TYPE C) SOCKET

NOTE: Drawings for illustration purpose only. May not reflect actual product. Not to scale.

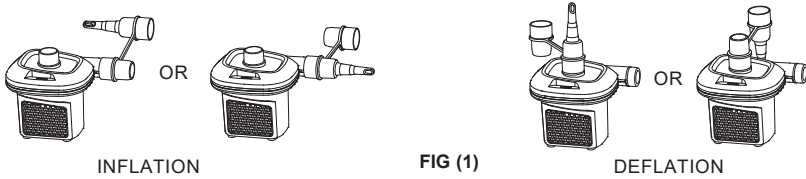
SAVE THESE INSTRUCTIONS

General

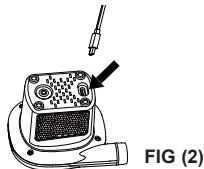
- The air pump requires an external power adapter (not included) to operate.
- Air pump input voltage / current rating: 5V $\overline{\text{---}}$ / 2A or more. Minimum air flow: 150 (L/Min) / 5.3 (CFM).
- Make sure the output of the external power adapter, such as USB Wall Charger, Portable USB Charger, 12V Car Charger or USB Port is rated 5V $\overline{\text{---}}$ / 2A or more for optimum operation.
- The pump is suitable for inflating items with an overall air volume not exceeding 1.3 m³ / 46 ft³, such as inflatable beach balls, swim rings, tubes, ride-on aquatic toys, kids floats, baby pools, single or double users air mats or lounges, single height queen size airbed or camping mats.
- No specific air pump maintenance is required. Air pump has no user serviceable parts.

OPERATING INSTRUCTIONS

1. Attach a suitable nozzle to the inflation or deflation connector if necessary and hold pump against inflation valve on item to be inflated or deflated. See Fig (1).

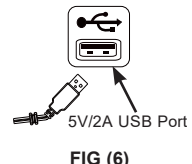
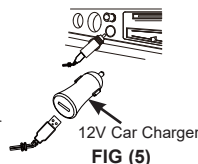
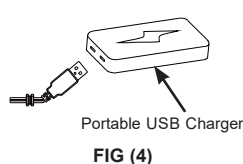
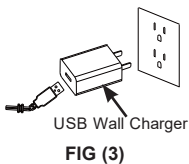


2. Plug the small end of the USB cable into the USB socket under the pump. See Fig (2).



3. Connect the other end of the USB cable to one of the following external power adapters (not included):

- USB Wall Charger rated 5V $\overline{\text{---}}$ / 2A or more. See Fig (3).
- Portable USB Charger rated 5V $\overline{\text{---}}$ / 2A or more. See Fig (4).
- 12V Car Charger rated 5V $\overline{\text{---}}$ / 2A or more. See Fig (5).
- USB Port rated 5V $\overline{\text{---}}$ / 2A or more. See Fig (6).



SAVE THESE INSTRUCTIONS

4. Press the switch to turn on, press the switch again to turn it off. See Fig (7).

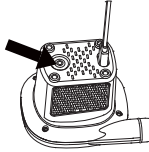


FIG (7)

STORAGE INSTRUCTIONS

Make sure the USB cable is free of twist, kink and knot. Fold the USB cable loosely, and return pump, USB cable and nozzles to package when not in use.

TROUBLESHOOTING GUIDE

PROBLEM	CAUSE	SOLUTION
Air pump does not work	<ul style="list-style-type: none"> The external power adapter/ supply output is not correct. Pump running continuously for 30 minutes, motor protection system activated. 	<ul style="list-style-type: none"> Make sure the output of the external power adapter, such as USB Wall Charger, Portable USB Charger, 12V Car Charger or USB Port is rated 5V $\overline{\text{---}}$ / 2A or more. Switch off and disconnect the USB cable from the pump. Let the pump rest for 10 minutes before restarting.
Item not fully inflated after 6-7 minutes of inflation	<ul style="list-style-type: none"> The external power adapter/ supply output amperage (A) is less than 2A. Item to be inflated is too big. Item inflation air valve not fully pushed open during inflation. 	<ul style="list-style-type: none"> Make sure the output of the external power adapter, such as USB Wall Charger, Portable USB Charger, 12V Car Charger or USB Port is rated 5V $\overline{\text{---}}$ / 2A or more. Use another air pump with a larger air flow capacity. Use the pointed nozzle to fully push open the air valve during inflation.

©2022 Intex Marketing Ltd. - Intex Development Co. Ltd. - Intex Recreation Corp. All rights reserved/Tous droits réservés/Todos los derechos reservados/Alle Rechte vorbehalten. Printed in China/Imprimé en China/Impresso en China/Gedruckt in China.

©™ Trademarks used in some countries of the world under license from/©™ Marques utilisées dans certains pays sous licence de/Marcas registradas utilizadas en algunos países del mundo bajo licencia de/Warenzeichen verwendet in einigen Ländern der Welt in Lizenz von/Intex Marketing Ltd. to/Intex Development Co. Ltd., Hong Kong & Intex Recreation Corp., P.O. Box 1440, Long Beach, CA 90801 • Distributed in the European Union by/Distribué dans l'Union Européenne par/Distribuido en la Unión Europea por/Vertrieb in der Europäischen Union durch/Intex Trading B.V., Eetnenseweg 46, 4706 PB Roosendaal - The Netherlands • Distributed in the UK by Unitex Service (UK) Limited, 21 Holborn Viaduct, London EC1A 2DY, UK. www.intexcorp.com

INTEX®

SAVE THESE INSTRUCTIONS